

JOBS and WAGES

• after college •

A look at the employment outcomes of Minnesota college graduates and their wages a few years into their career.

Minnesota graduates get jobs at high rates

76%

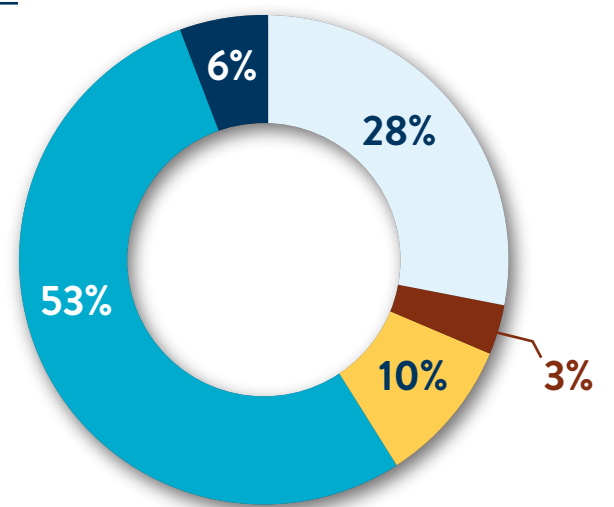
of 2015 graduates were employed in Minnesota in their second year after graduation*



*Based on Minnesota unemployment insurance records. Does not include federal employees, self-employed, military, or individuals who moved out of state for a job.

Over 68% of jobs paying family-sustaining wages* require education and training beyond high school

- Bachelor's degree
- Vocational training**
- Associate degree
- Graduate degree
- High school diploma



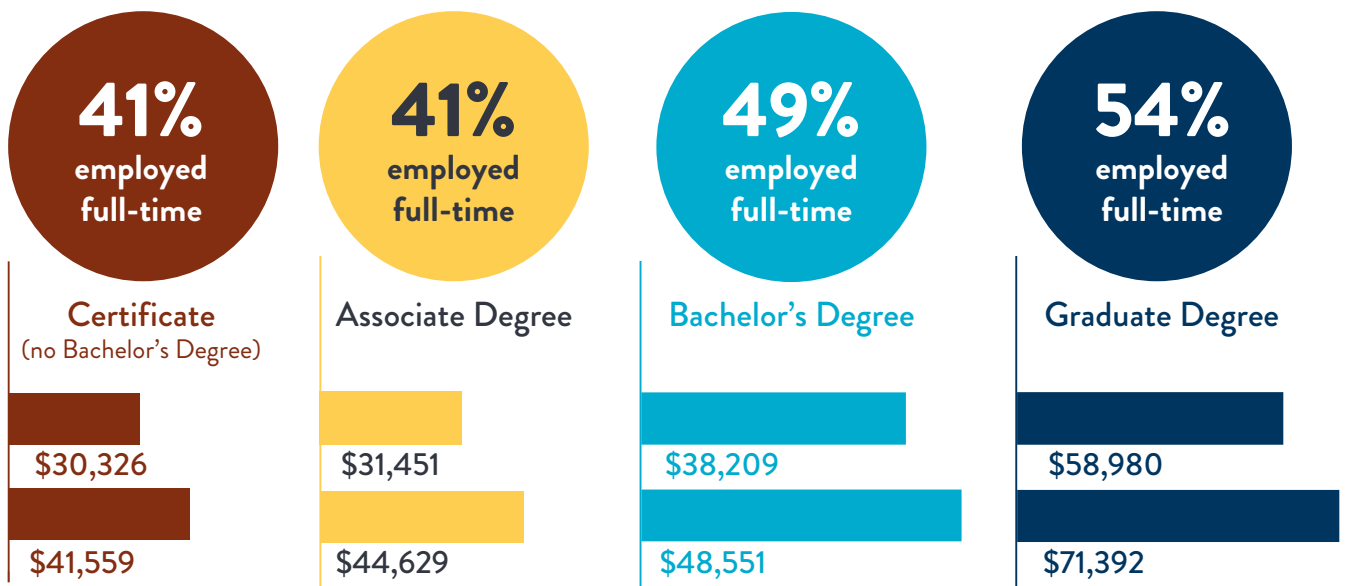
*Occupations having a median annual wage - as of first quarter 2019 - at or above a sustainable living wage for a family of three in Minnesota, as defined by the Minnesota Department of Employment and Economic Development (\$55,548 for two adults and one child, with one adult working full-time and the other part-time).

**Vocational training includes on-the-job training, apprenticeships and certificates.

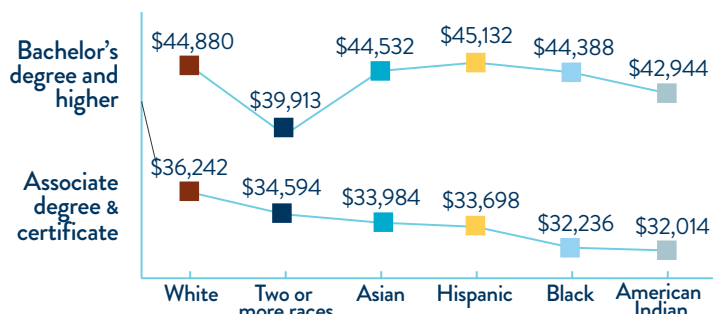
Graduates with higher degrees earn more and have higher rates of full-time employment

Median wage, all employed graduates in MN in 2nd year after graduation

Median wage, only graduates employed full-time in MN in 2nd year after graduation

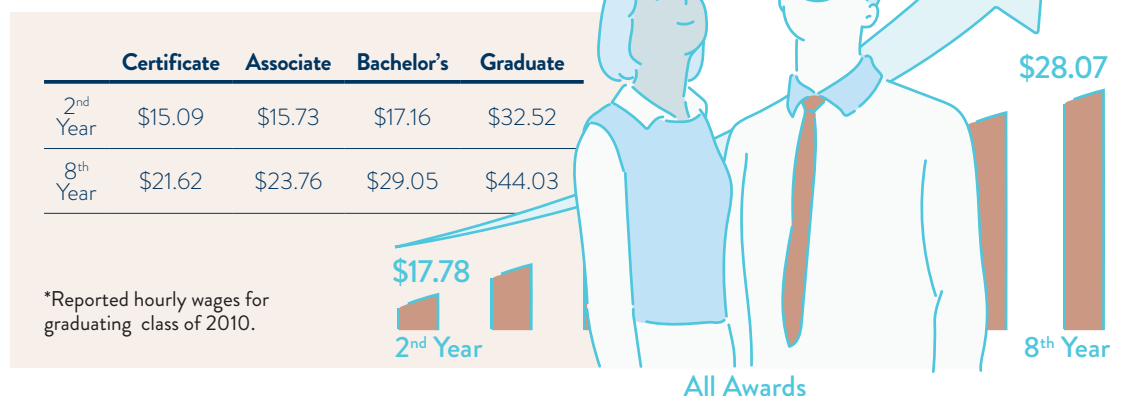


Racial disparities in income and full-time employment rates tend to decrease among graduates with higher degrees



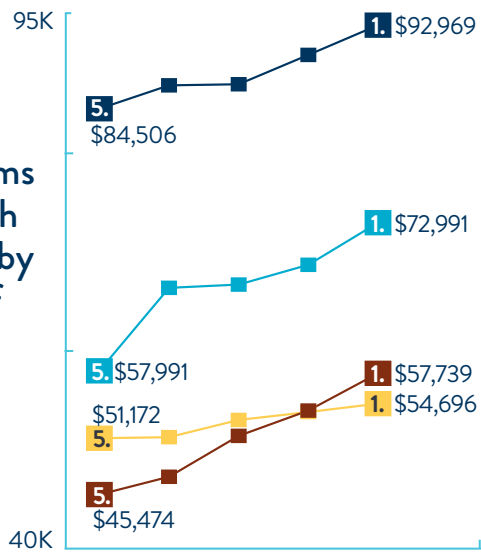
Median full-time annual wages in 2nd year for the graduating classes of 2011, 2012, and 2013. Age range at time of graduation: 19-30

Wages grow significantly from the 2nd to 8th year after graduation, including across all degree levels



Wages vary by instructional program in addition to award level

Top 5 Programs for High Wages by Type of Award



Certificate

1. Engineering technologies
2. Homeland security, law enforcement
3. Computer and information sciences
4. Construction and materials moving
5. Construction trades

Associate degree

1. Engineering
2. Architecture
3. Multi-interdisciplinary studies
4. Engineering technologies
5. Health professions

Bachelor's degree

1. Construction trades
2. Health professions
3. Engineering
4. Computer and information sciences
5. Engineering technologies

Graduate degree

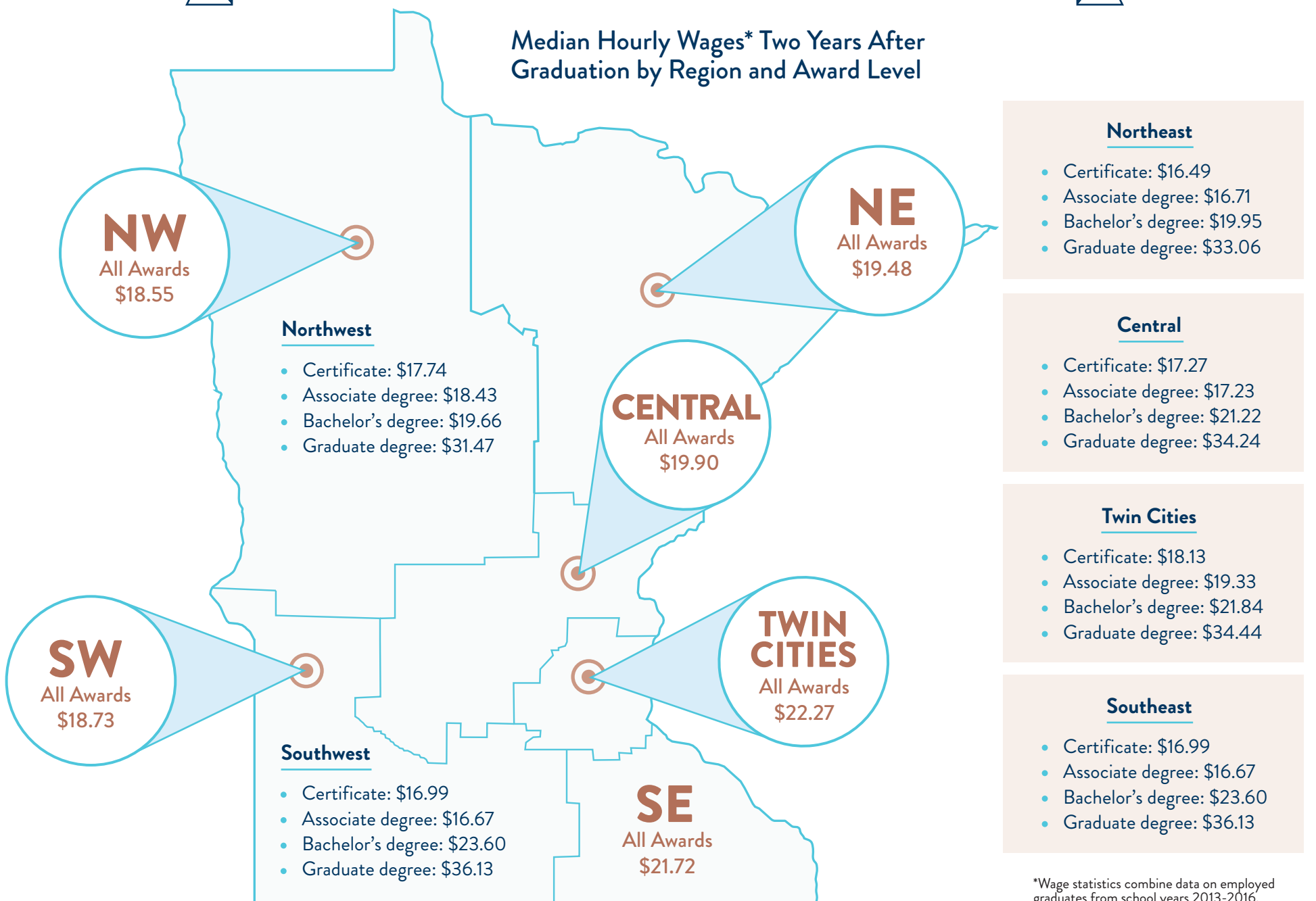
1. Engineering technologies
2. Business and marketing
3. Homeland security, law enforcement
4. Computer and information sciences
5. Mathematics and statistics



*The ranking is based on the highest median full-time annual wages in 2nd year after graduation (class of 2015) by award level, according to the Minnesota unemployment insurance records. Data does not include federal employees, self-employed, military, or individuals who moved out of state for a job.

Beyond degree level and program, wages also vary by regions across Minnesota

Median Hourly Wages* Two Years After Graduation by Region and Award Level



*Wage statistics combine data on employed graduates from school years 2013-2016.

About the Data

This infographic displays statistics from the Graduate Employment Outcomes tool available online at <https://mn.gov/deed/geo> (Minnesota Department of Employment and Economic Development - DEED).

Data for the Graduate Employment Outcomes tool come from the Minnesota Office of Higher Education (postsecondary graduation records) and from wage records from all employers subject to Unemployment Insurance taxes in Minnesota. Graduation records and wage records are linked in the Statewide Longitudinal Education Data System (SLEDS).

Statistics on percent of family-sustaining jobs requiring education beyond high school calculated using information from DEED, including employment outlook projections (<https://mn.gov/deed/eo>), educational requirements for occupations (<https://mn.gov/deed/data/data-tools/educational-requirements-occupations/>), Occupational Employment Statistics (<https://mn.gov/deed/oes>) and cost of living (<https://mn.gov/deed/col>).